



BUILDING BETTER BROTHERHOOD



Scholarship
Success
Service

Opportunity
Obligation
Outreach

Camaraderie
Character
Chivalry

Inspiration
Initiative
Integrity

Achievement
Athleticism
Ambition

Leadership
Learning
Legacy



Delta Chi – redefining the college social fraternity

1 Table of Contents

Adding to the Fire	7
Adopt-A-School	8
Art Class	9
You Always Wanted to Ask	10
Big Brother/Little Brother Ideas	11
Awards Night	12
Baseball Team	13
Biographers	14

2

Gotcha	15
Rent-an-Alley	16
Rent-a-Theater	17
Other Brotherhood Events	18
Mission Statement	19
Chapter Report Card	20
Mix the Cliques	21
Sayings	22
3 Significant Events	23

3

Board of Directors	24
Instant Composition	25
Birthday Cards	26
Gavel Pass / Candle Pass	27
Reverse Candle Pass	28
Let Me In!	29
Our Fraternity's Little Instruction Book	30
The International Fraternity	31
Wall of Fame	32

4

Class Collage	33
Partner Stretch and Stand	34
Senior Charge	35
The Preamble	36
Taking a Chance	37
Dimesions of Trust	38
Where Will We Be?	39
First Impressions	40
Break a Record Party	41

5

Warm Ups	42
TV Night	43
Getting to Know You	44
Roll Call Fun	45
Senior Wills	46
Toss the Gavel	47
Unfinished Sentences	48
What Do We Expect?	49
Work Day	50

6

Wouldn't It Be Great If	51
Get the group talking and moving. Just make sure you don't say no.	
Write Your Own Ritual	52
Get the group talking and moving. Just make sure you don't say no.	
Lock-In	53
Get the group talking and moving. Just make sure you don't say no.	
Any Ball Will Do	54
Get the group talking and moving. Just make sure you don't say no.	
Brother of the Week	55
Get the group talking and moving. Just make sure you don't say no.	
Hot Letter	56
Get the group talking and moving. Just make sure you don't say no.	
Pen Pals	57
Get the group talking and moving. Just make sure you don't say no.	
Year in Review	58
Get the group talking and moving. Just make sure you don't say no.	

7

Adding to the Fire

DISCUSSION
BUILDING RAPPORT
DEVELOPING RESPECT
ENHANCING UNITY

This is a great activity to hold during a chapter retreat set in an outdoor environment. Make sure that it is conducted with proper attention paid to fire safety and applicable fire laws.

Seat members around a campfire. Give each member a stick of wood. Go around the circle, each member should state what the fraternity means to him and add his stick to the fire as he states what he will contribute to perpetuate the fraternity.

Notice that the fire grows stronger as each member contributes his stick of wood. Comment on the symbolism of a roaring fire. When each member contributes his energy, the result is a powerful force. Yet the flames are not eternal, we must continually add fuel to the fire. Discuss: How can you take this energy home from the retreat and keep the fire burning so each member is motivated and happy to contribute?

You may want to consider scheduling the whole evening for this activity. Take your time, and use the activity as a spring board for more informal discussion related to the future of the chapter.

60
MINUTES

SUPPLIES: *Fire-starting materials, a stick of wood for each member*

8

Adopt-A-School

BUILDING RAPPORT
DEVELOPING RESPECT
ENHANCING UNITY
VALUES & ETHICS

Community service is a great opportunity to build friendships within the chapter and offer a great contribution to the community at the same time. Add the spirit and energy of children, and you have a winning activity that most members will really enjoy.

Consider participating in or implementing the NIC's Adopt -A- School program on your campus. The goal of Adopt -A- School is to provide for the formation of one-on-one relationships between college students and local elementary children.

Many school children across the country face budget constraints and it is our children who suffer the greatest losses. Therefore, the door is wide open for every college community to pitch in and make a

difference in the life of a child.

Working side-by-side during weekly volunteer commitments is a great way to learn about your brothers.

Contact the Adopt-A-School coordinator on your campus for ideas, or contact the NIC at (317) 872-1112 for information about forming an Adopt -A- School program on your campus.

At a chapter meeting have those who participated share their experience and reflect on the value of community service and the importance of giving to others and learning from them.

SUPPLIES: *Adopt-A-School Introductory Manual and Video*

9 Art Class

GETTING ACQUAINTED
SELF-DISCLOSURE
DISCUSSION
BUILDING RAPPORT

10 Minutes

Not everyone is an exceptional artist, but most people have one picture or cartoon that they can doodle. Form teams of two and provide each with pencils and drawing paper. Ask each brother to teach his partner how to draw one sketch. Then have each brother share how he learned his drawing and if there is any special significance behind it. Each brother should be both a student and a teacher.

20 Minutes

When finished, have partners rotate to form a new pair and repeat the process. Repeat at least twice or more as time allows.

10 Minutes

Provide each brother with a large piece

SUPPLIES: *Markers, paper, pencils, poster paper, tape*

of poster paper and a marker. Each brother can draw his original sketch or a new one he just learned. The final products can be displayed in the chapter house or a meeting location.

15 Minutes

Discuss: What was easier, being a teacher or being a student? Which did you like better? Why?

What did you learn about teaching? Did it get easier or harder as you had to teach more people?

What did you learn about a brother that you did not know before?

55
MINUTES

10 You Always Wanted to Ask?

DISCUSSION
BUILDING TRUST
BUILDING RAPPORT
DEVELOPING RESPECT
ENHANCING UNITY
VALUES & ETHICS

Brothers often have questions about the fraternity which they may be afraid to ask. This activity allows them to air the questions anonymously and can be a good catalyst for a group that is not discussing different issues. It is a good exercise to use in a retreat or mid-semester chapter meeting, after initial activities have built a sense of brotherhood yet discussion seems to be stagnating.

5 Minutes

Have each brother write a question about the chapter that he has always wanted to ask on an index card. Collect all of the index cards and shuffle them. Have the brothers sit in a circle.

45 Minutes

Begin by reading the top card aloud. Answer the question. You may wish to

allow a couple of minutes for a brother with a different response to give his answer. Do not debate the question or its answer though.

Place that question on the bottom of the stack and pass it to your left. Have that brother read the top card aloud and answer the question. Continue around the circle until every brother has read and answered a question.

50
MINUTES

SUPPLIES: *Index cards, pen for each member.*

11

Big Brother / Little Brother Ideas

GETTING ACQUAINTED
SELF-DISCLOSURE
BUILDING TRUST
BUILDING RAPPORT
DEVELOPING RESPECT
ENHANCING UNITY


Big Brother Swaps:

Swap big / little brothers for a week. Have a “new” big/little brother dinner to let them get acquainted. Have the “new” big brother introduce the little brother to some of the organizations that he belongs to on campus. The “new” big brother could also be in the same field of study or could come from the same hometown as his “new” little brother. At the end of the week have both big brothers and the little brother meet for dinner to discuss the advantages of having an “addition” to the family.

Outstanding Big / Little Brother Team:

Announce the “Outstanding Big/Little Brother Team at an annual formal or banquet. This can be broken down into semesters/quarters or by the month.

SUPPLIES: *None.*



12

Awards Night

DEVELOPING RESPECT
ENHANCING UNITY

At the end of the term or during a special awards occasion, hold an awards ceremony. Honor members in a serious and humorous way.

For example, fun awards could include: *“Brother most likely to be elected fraternity national president,” “Most originally decorated room,” “Best dinner time conversationalist,” “Tweedle Dee and Tweedle Dum” (Best Buddies), “Most likely to become a stand-up comedian,”* etc.

Tailor awards to fit the personality of your chapter and its members, and always keep awards in a positive light.

Other awards should recognize personal achievement (e.g. “Highest G.P.A.,” “Campus-wide leadership,” “Athlete of the

year,” etc.) and contribution to the chapter (e.g. “Best Role Model,” “Unsung Hero,” “Leader of the Year,” etc.)

30
MINUTES

SUPPLIES: *Predetermined awards and recognition items.*

13 Baseball Team

SELF-DISCLOSURE
DISCUSSION
DEVELOPING RESPECT
ENHANCING UNITY

A well-functioning chapter is like a team. In fact, it can be thought of very much like a baseball team. There are many players, and each with different skills and abilities, and the team is only successful if there are good players at each position.

5 Minutes

Draw two large baseball diamonds on two sheets of poster paper. Label one “present” and one “future.” Give each member a post-it note and ask him to write his name on it. On the “present” diamond, have the member place the post-it note on the position he feels symbolizes his position on the chapter team. For example, the recruitment chairman may place himself at pitcher because he is constantly “pitching” fraternity. Encourage members to be creative.

20 Minutes

Ask members to share with the group why they put themselves in the position that they did. Review the status of your “team.” Are you strong in pitching, but weak in fielding? Are the players well balanced, or are certain positions lacking? Do we have players who are consistently sitting on the bench? What might we need to do: Hire free agents, recruit new members, bring someone in from the farm team?

5 Minutes

Now we have members place themselves on the “future” diamond.

20 Minutes
What is the difference between the “present” and “future” diamonds? Why?

Plan a “spring training.” What needs to happen to prepare players for different positions?

55
MINUTES

SUPPLIES: *Markers, pencils, post-it notes, 2 sheets of poster paper.*

14 Biographers

GETTING ACQUAINTED
SELF-DISCLOSURE
DEVELOPING RESPECT
ENHANCING UNITY

In this activity, brothers compose brief biographies of each other. It is an ideal exercise to bring new members into the group or increase the level of knowledge about each other among current members.
30 Minutes

Divide the chapter into groups of four to six people. Have each member of the group spend a few minutes telling the others in his small group what he would like to see included in his biography.

Provide each group with a stack of newspapers and a roll of tape. Each brother receives a large sheet of blank paper and a pair of scissors. Instruct each group member to write his name at the top of the paper. Tape each blank sheet to a wall to allow easy and unrestricted access.

From the newspapers, each brother clips

key words, phrases, or sentences which they feel describe and tell about other brothers in the group. Encourage each member to select at least five clippings for each brother in the group. Tape these clippings to the appropriate brother's paper.

If desired, brothers can add sheets from the members of other groups once they have completed working on those within their own group.

30 Minutes

Share the results. Combine two or more groups together and have brothers read from their own "biographies" and explain why each item relates to him.

SUPPLIES: *Newspapers, poster paper for each participant, scissors, tape.*

60
MINUTES

15

Gotcha

GETTING ACQUAINTED
BUILDING TRUST
ENHANCING UNITY

Create your own Gotcha course. Create an outside obstacle course. The goal is to capture the opposing team's flag(s). Use squirt guns filled with colored water (food coloring and water). Have the chapter number into two teams. Everyone must wear white T-shirts. Each side gets a different colored water. Play until one side can capture the opposing teams flag(s).

As the opposing team approaches your headquarters where your flag(s) are located, you squirt them. If your colored water hits their shirt, they must return to their home base. Referees are needed to make sure that the game is fair.

Another option is to contact the nearest paint pellet competition course to organize an outing for your group. This is a great brotherhood building activity. This idea

could also be used to promote relationships between fraternities, and for a rush event. Another idea could be to contact a local D-Chi chapter and introduce a little friendly rivalry.

If a paint pellet course is not in your area, try to find a laser-tag course. Check with your student activities staff to see if they have any information or similar ideas.

While participating in this event remember the emphasis is on brotherhood or interfraternalism. While the competition may be fierce, the idea is to bring strangers, friends and brothers together for a good time.

60
MINUTES

SUPPLIES: *Squirt guns, white t-shirts, plenty of colored water.*

16

Rent-An-Alley

GETTING ACQUAINTED
BUILDING RAPPORT
ENHANCING UNITY

Bowling is a safe and fun activity that can be enjoyed by many people regardless of athletic ability. Ask the local bowling alley if lanes can be rented late-night or for large groups. Chances are that the manager will give the group a special rate.

Have the Brotherhood committee setup the teams before the event by either men from different associate member classes or have big brother/little brother teams compete against each other. Try to setup teams in a fashion so that members will have a chance to spend time with brothers of which they have not had a chance to get to know that well.

Have the event catered either by the alley restaurant or by a local eatery or pizzeria. After the event have prizes (D-Chi shirts and hats, etc.) for such things as: Highest

SUPPLIES: *Prizes for winners.*


Team Score, and Highest Individual Score. It might also be a good idea to give awards for Most Spirited Team, Most likely to never make it on the Professional Bowlers Tour, Funniest Approach, etc.

17

Rent-A-Theater

GETTING ACQUAINTED
BUILDING RAPPORT
ENHANCING UNITY

This is a good event to do after a retreat or to celebrate an intramural championship, etc. Talk to the manager of a local movie theater and try to schedule a private showing just for the chapter. The manager might also be able to work out a deal on the popcorn and soda. This is a good way to celebrate and to finish a day of great brotherhood activities.



SUPPLIES: *None.*

18

Other Brotherhood Events

GETTING ACQUAINTED
SELF-DISCLOSURE
DISCUSSION
BUILDING TRUST
BUILDING RAPPORT
DEVELOPING RESPECT
ENHANCING UNITY
VALUES & ETHICS

Use your imagination and add your chapters own personality to these different brotherhood events.

Theme Dinner Night: Talk to your cook and have him/her prepare a theme dinner once a week/month. If you don't have a cook talk to local restaurants and have them cater the event. Themes could consist of Chinese, western, cajun and Mexican foods, etc. Try to make the event as authentic as possible: get chopsticks, piñatas or anything that would fit the occasion.

Hiking: Take the chapter on a hiking trip. Make arrangements with a state or national park, they can help plan the event (guide assistance, best times to visit the park, etc.)

Rent a bus for away games: Reserve a bus and take the chapter to an away sporting event. This also could work for a professional sporting event if there was one nearby.

Canoe Expedition: If there is a river nearby, this can be an excellent day event for a group of brothers. You could pack a lunch or have a cookout at the end of the trip. It could also be a good idea to cap off the night at a bonfire with all the brothers.

Golf Outing: Make arrangements at a local golf course for group rates. This would be a good opportunity to pair off brothers from different

associate member classes or big brother / little brother teams to better associate the brothers. At the end of the day it would be a good idea to present awards for the team and individual with the best round . Awards could also be presented for longest drive and closest to the pin. Mock awards could also be presented for best golf cart driver, best slice, most likely to end up in the sand trap, etc.

Go as a group to school athletic events: Have dinner or a cookout at the house before the event, and then go to the game together. Your school will probably give group rates to your chapter. It is a great way to show your school spirit, while showing the student body that Delta Chi cares about the university / college.

Monday Night Football: All you need is a large screen T.V., snacks and soft drinks.

19

Mission Statement

DISCUSSION
ENHANCING UNITY
VALUES & ETHICS

Just like any successful corporation, a quality chapter must have a mission statement that defines what the group is about. This is a good activity to do at the beginning of the school year or semester. The facilitator of this activity should have read and should bring to the activity a few mission statements of successful companies. This should help to give the group an idea of what they could include in the statement. Everyone should be encouraged to give their input so that it defines the membership of the chapter and its mission.

After the group has worked through and decided on its mission statement, it should then be typed up and given out to every member at the next chapter meeting. It should also be posted at the house in a

place where members and guests alike will be able to see it. This might also be a good rush tool. Prospective members will be able to associate your chapter with success and dedication.

60
MINUTES

SUPPLIES: *Other mission statements.*

20

Chapter Report Card

DISCUSSION
ENHANCING UNITY
VALUES & ETHICS

At the beginning and end of the year the chapter should have a meeting and grade itself on it's performance. Have a member type a report card listing all the areas that the chapter thinks are important. Some areas might include: scholarship, intramural performance and participation, financial management, rush, meeting and event participation, etc. Anything that the chapter feels is important should be included on the card. At the beginning of the semester have the members grade themselves and see how the chapter ranks. Point out the areas that need improvement and find ways, as a chapter, to raise those grades. Also try not to work so hard on the things that need improvement that you neglect areas you previously did well in.

At the end of the year, the chapter should

again grade itself in the same areas as in the beginning of the year. The group should ask itself; Was there improvement? Is there still room for improvement? , and what other areas should we focus on next year? Post the grades in an area that everyone in the chapter has an opportunity to see them. Have fun with this. You can even add ideas such as midterms, and have progress reports at chapter meetings.

60
MINUTES

SUPPLIES: *Preprinted report cards.*

21

Mix the Cliques

GETTING ACQUAINTED
BUILDING RAPPORT
ENHANCING UNITY

These activities can be used as methods of mixing different groups of brothers in preparation for different chapter activities or brotherhood building exercises. The purpose of these activities is to intentionally select groups that mix members from different cliques.

- Create groups by alphabet, first letter of first or last name.
- Create groups by major or college or school the student falls under (i.e. business majors vs. engineering majors).
- Break groups into in house / out house brothers.
- Create teams by class years - seniors juniors, sophomores, freshmen.
- Mix by hometown or geographical areas.
- Group by lottery or at random.
- Create groups by month of birth.

10
MINUTES

SUPPLIES: *None.*

22

Sayings

GETTING ACQUAINTED
SELF-DISCLOSURE
DISCUSSION

The purpose of this activity is to examine some famous, and some not-so-famous sayings, discuss the meanings of them, and see how they apply their chapters experience and their lives.

15 Minutes

Split the chapter into small groups. Give each group a saying from the list below (or add your own inspirational quotes). A dictionary of quotations is a good source for more quotes that help to make this activity more personalized. Have one person in each group read the statement to his group. Small groups discuss what the saying means and how it might apply to them. Record the ideas on paper.

- "Fate makes our relatives, choice makes our lives."
- "Of all the things you wear, your expression is the most important."
- "Nothing keeps a person's feet on the ground like having a little responsibility on their shoulders."
- "Failures are divided into two classes - those who thought and never did and those who did and never thought."
- "We are all manufacturers. Some of us make

goods, others make trouble, still others make excuses."

- "The only people with whom you should try to get even are those who have helped you."
- "The best way to forget your own problems is to help someone else solve theirs."
- "There is a time to let things happen and a time to make things happen."

15 Minutes

Large group discussion questions.

What did each statement mean?

Did it have personal meaning to you?

What other meaning could there be?

Did everyone in your group agree on its meaning?

What does each statement say to you in your life?

30
MINUTES

SUPPLIES: *Pad, pens*

23

3 Significant Events

SELF-DISCLOSURE
DISCUSSION
BUILDING TRUST
BUILDING RAPPORT
DEVELOPING RESPECT

25
MINUTES

Suggested time:

5 minutes for introduction

2-3 minutes for each participant

15 minutes discussion time

5 minutes

The group leader should set aside time to prepare the members for this self-disclosure activity. Each participant will share with the group the three most significant events in his life that shapes who he is, how his values have been molded, and how he makes decisions. All participants should sit comfortably in a room where everyone can see each other. Give all the participants some “quiet time” to reflect on their experiences and past events in their lives.

One at a time each member should share his personal events. There should be no

SUPPLIES: *None.*

critique or questions asked of any member during each story.. After the member is finished, the next member should begin.

15 minutes

Large group discussion questions:

- Why did we ask each of you to tell your personal stories?
- How did this exercise help you learn more about your brothers?
- Did each of you feel comfortable sharing with this group? Why / why not?
- Did this exercise help you understand one another better?
- How can our chapter develop a better sense of trust and respect?
- What do you appreciate most about our brotherhood?

24

Board of Directors

SELF-DISCLOSURE
BUILDING TRUST
BUILDING RAPPORT
DEVELOPING RESPECT
ENHANCING UNITY
VALUES & ETHICS

30
MINUTES

Have everyone write down the names of people who have had a positive impact on them (i.e. family, friends, teachers, pastors, others). These are people who have had a significant part in shaping who they are.

Explain there are five traits that people often have (note: not always) who are on their Board of Directors. Discuss one at a time and have the group share person / people on their Boards who have that particular trait. If objective is for people to gain an understanding of themselves, then you may want people to share in pairs / small groups. If the objective is for the group to gain an understanding of each other, then you will want people to share as a group...this will require more time.

Five common traits of people who sit on your Board of Directors.

- 1) Have high expectations of you
- 2) Have a one-to-one relationship with you
- 3) Have trusted you
- 4) You have a sense of responsibility to them - you don't want to let them down
- 5) Taught you something of importance

Note: These traits are the cornerstones of relationships people have which make impact on others.

SUPPLIES: *Drawing sheet and pen/pencil.*

15 Minutes

Large group discussion questions.

- What are some of the characteristics that you've acquired from these individuals?
 - What types of individuals are the people who sit on your Board of Directors (i.e. parent, teacher, friend, boss...)?
 - Are there any different or unusual types of people who have had an impact on you (i.e. bus driver, historical figures...)?
 - Do these individuals have similar characteristics (i.e. more male or female, more older or younger, people who you work for or people who work for you...)?
 - Do these people know that they are on your Board of Directors? This is a powerful thing to consider. They have given you a lot of time, faith in yourself. Have you recognized or thanked them?
 - How many Board of Directors would you guess you are on? Whose are they?
 - Are you establishing relationships with others to help them grow based on the five common traits?
- This exercise could also be changed to only include members in the chapter. You might be surprised who is on your Board of Directors.


25

Instant Composite

GETTING ACQUAINTED

Gather photographs of all members.

This can be gathered from student directories, wallets or with the help of an instant camera. Make an instant composite with the full names and perhaps, hometowns and area of study. Get a large piece of posterboard and make it just like the formal composite. This is a great exercise to have a new associate member class do because they will feel more a part of the chapter if their pictures are hanging in the house, and it gives those initiated members a chance to put a name with a face. This idea could also be made as a rush tool to let potential members see all the initiated members and get an idea of their hometowns and areas of study.



SUPPLIES: *Instant camera & film.*

26

Birthday Cards

BUILDING RAPPORT
DEVELOPING RESPECT
ENHANCING UNITY

Distribute a blank envelope to each member and ask him to address it to himself. Collect the envelopes and tape them around the room.

Give each member as many sheets of paper as there are men in the chapter. Have them write personal notes to every other member in the chapter. Each individual should tell that member why he is glad that they are a member of the fraternity.

Ask members to put their notes in the appropriate envelopes. The activity coordinator should mail out these birthday notes to members on their birthdays.

To save time it is possible to have the event coordinator divide up the members in the chapter and assign certain names for which to send a birthday message.

20
MINUTES

SUPPLIES: *Small sheets of paper, envelopes.*

27

Gavel Pass / Candle Pass

DISCUSSION

Gather the membership in a circle. The president begins the activity by sharing why he values his membership in the fraternity. When finished, he passes the gavel to the next member. Whoever holds the gavel has the floor. No one can interrupt him. To add a personalized chapter touch add a saying after each member speaks that has special meaning to the chapter (i.e. I'm proud to be a Delta Chi or Delta Chi, there is no greater...).

Chapters have used this activity to air grievances, publicly praise their brothers one at a time, thank individuals, close chapter meetings, to send-off graduating members or to recount events at the end of a semester or school year.

2-3

MINUTES PER MEMBER

SUPPLIES: *Gavel or Candle..*

28

Reverse Candle Pass

Depending on the size of your chapter, you may want to break into smaller groups of 10-12 members. This is an intense sharing exercise that will require a great deal of time. The traditional gavel pass involves the passing of a gavel and each member speaking his mind. With a Reverse Candle Pass, the person that holds the gavel does not speak. When a brother gets the gavel, 11 - 12 others tell him how much they value his membership in the fraternity or what they appreciate most about him. Allow each individual to share for 2-3 minutes. When all have spoken to the member holding the gavel he passes it to the next participant. Continue until all members have been “recognized.”

BUILDING RAPPORT
DEVELOPING RESPECT
ENHANCING UNITY

1-2

HOURS

SUPPLIES: *Gavel or Candle..*

29

Let Me In!

DISCUSSION
BUILDING RAPPORT
DEVELOPING RESPECT
ENHANCING UNITY

30
MINUTES

Ask one member to volunteer. Instruct the rest of the chapter members to form a circle and put their arms around each other, shoulder to shoulder. Instruct the single volunteer to try to get into the circle.

Ensure that the member does not injure himself or any of the other brothers. This exercise usually results in the single volunteer trying to push and shove members and attempt to tear apart the bonded arms.

After a few attempts ask everyone to take a seat. Allow the volunteer to stand up for a few moments. Ask the volunteer how he felt trying to get into the circle (expect answers like tired, frustrated, angry). Then ask the member, “Why didn’t you just ask your brothers to let you in?” Ask volunteer, “Why did you immediately assume you had

to fight to get into the circle?”

Ask the processing questions to the whole group:

- How does this activity relate to our chapter?
- How does this activity relate to our Greek system?
- Let’s look at the leadership positions in the chapter, do you think it is difficult to get these top positions? Why, why not?
- Do you think we have cliques in this chapter?
- How would this activity relate to cliques?
- How do we emphasize chapter unity?

SUPPLIES: *None.*

Our Fraternity's Little Instruction Book

This publication, Life's Little Instruction Book, was written from a father's point of view. H. Jackson Brown collected his thoughts, suggestions and reminders on how to live a happy and rewarding life. Brown neatly typed all of his notes and presented them to his son the day his son embarked on his journey through college.

Instruct your members to each write down one suggestion on how to have a good fraternity experience and how to make the most out of one's college years. Remind members to write their names next to their suggestion.

Gather these quotations and compile them into one fraternity book to be presented to all of the fraternity's Little Brothers. This book could become a

meaningful fraternity tradition with some quality quotes and some significant "pearls of wisdom."

BUILDING TRUST
 BUILDING RAPPORT
 ENHANCING UNITY
 VALUES & ETHICS

SUPPLIES: *Copy of Life's Little Instruction Book, 1991, by H. Jackson Brown, Jr.*

31

The International Fraternity


BUILDING RAPPORT
DEVELOPING RESPECT
ENHANCING UNITY
VALUES & ETHICS

This activity is a good reminder for older members and a good learning tool for new members. Display the map(s) in a visible area. For each chapter in Delta Chi cut out a small pennant and write down the chapter name. Both new and old members should read through the fraternity's chapter roster and pin a pennant where the school is located. This is also a great activity for the big brother / little brother program.

Conduct an educational program on Delta Chi as an International Organization; history, founding principles, national officers, headquarters staff, services offered to chapters, etc.

Conclude the program singing the "Bond Song."

SUPPLIES: *Pins, map of U.S. & Canada.*



32

Wall of Fame

BUILDING RAPPORT
DEVELOPING RESPECT
ENHANCING UNITY

Each month, focus on the accomplishments and contributions of your chapter members. Some chapters have a fraternity “brag board” consisting of a cork board with announcements on it. This activity is similar but it uses an entire wall so that the achievements are noticed.

To promote campus involvement, ask each member to get a snapshot of himself and paste it on a blank sheet of paper and write down all of the campus activities that he is involved in. Tape all of these sheets on the wall. Allow members time to read over the sheets and see how brothers divide their time in various campus activities. Younger members will find brothers involved in other organizations and if interested, can find a good contact person to ask questions about a particular activity

or organization. This is a good way to promote involvement in other organizations and to recognize brothers who volunteer their time to different leadership positions and campus groups.

If desired, each month could have a different focus; academics, campus and community service, interfraternal activities, sports, etc.

SUPPLIES: *Blank sheets of paper.*

33

Class Collage

GETTING ACQUAINTED
DISCUSSION
BUILDING RAPPORT
DEVELOPING RESPECT
ENHANCING UNITY

60
MINUTES

Divide the chapter into the four classes; freshmen, sophomores, juniors, seniors. Instruct the groups to create a collage that best represents how their class fits into the chapter. Things to consider: How do we, as a group benefit the chapter? What unique skills, strengths, experiences do we have that benefit this chapter? What are our contributions? Give the class 30 minutes to pull together their art.

After 30 minutes ask everyone to come together again so each class can share their artwork with the entire chapter. Hold a discussion on how membership may mean something different to individuals as they grow older and more experienced or the value of equal contributions of members of every class.

SUPPLIES: *Newsprint pad, colored markers, old magazines, newspapers, comics, scissors, glue.*

34

Partner Stretch & Stand

DISCUSSION

This is a great activity to start off with during an outdoor retreat. Ask the members to find a partner. The presenter and another participant should demonstrate sitting and facing one another, toe to toe (with feet flat on the ground), legs in front of them, knees bent. The two should clasp hands. The presenter should slowly lean back, thus stretching his partners back. Switch. Practice slowly stretching back and forth.

Each set of partners is challenged to stand up at the same time, still holding hands. The pairs will find this very easy to do. Now combine two sets of partners so there are four people in each team. Again, ask members to clasp hands, sit toe to toe, and as a foursome, stand up. After they have successfully completed the task, groups of eight are to attempt the task. The final challenge would be pulling together two groups of eight to form a group of 16.

Gather the group together for a discussion.

SUPPLIES: *None.*

The activity leader should ask the following questions:

- How did this exercise go?
- What was harder? Standing up with one partner? Foursome? Eight? 16?
- What was significant about the different body sizes in the groups?
- Did your role change as the group got larger?
- What worked in making it possible to complete the task?
- How did your strategies change as the group grew larger? What did you do differently as the group got bigger?
- What implications can be made from this exercise to the communication and planning needed to accomplish a task in our chapter?

15-30

MINUTES

35 Senior Charge

BUILDING RAPPORT
DEVELOPING RESPECT
ENHANCING UNITY
VALUES & ETHICS

60-90
MINUTES

Before the chapter gathers, all seniors should write a personal letter to the chapter thanking them for the experience, what he has learned, what he values as a member of the fraternity, etc.

All seniors take a turn and read their letter to the chapter. When each has finished reading he should throw his letter into the fire symbolizing the end of his undergraduate membership in the fraternity. Make sure seniors make a copy of their letter, one to keep and one to throw into the fire. Copies of the letter could also be kept by the chapter historian for future reference. It would be great to come back to your chapter for an event and see your letter addressing the chapter.

One senior should serve as closing spokesperson to give a positive charge to

SUPPLIES: *Fireplace or Bonfire.*

the membership. The closure should be inspiring and thought provoking. (For example a topic might be “What do you want your fraternity to be like when you leave?”) The continuing fire could represent the continuation of the chapter, each senior has contributed to the fire but now moves on and become active alumni in the fraternity.

This activity could be done prior to the graduating seniors participating in the alumni ceremony. Alumni members could be invited back for this activity to talk about how they are still involved with the fraternity.

36

The Preamble

DISCUSSION
BUILDING RAPPORT
DEVELOPING RESPECT
ENHANCING UNITY

Gather all members in a room where everyone can sit together. Introduce the activity by reciting the Fraternity Preamble as a group. Have each member individually talk about the meaning of the Preamble, and what words have special meaning to them. Each member should speak for about 2 - 3 minutes.

Close the activity by explaining that a creed is a fundamental statement of beliefs. Ask each member to consider what is his own personal statement of beliefs. Are they consistent with the Fraternity's beliefs?

2

MINUTES PER PERSON

SUPPLIES: *Copy of Preamble.*

37

Taking a Chance

BUILDING TRUST

The facilitator begins by saying “I need volunteers to take part in an exercise that carries potentially very high risks for the participants. Would anyone like to volunteer?”

If anyone asks questions, the facilitator simply responds with “Just trust me.” (Most likely you will receive few if any volunteers.)

The facilitator then waits for several moments and then says “You have just completed the exercise.”

If any brother did volunteer, the facilitator then asks him to explain his reasons for offering himself as a participant in what is stated to be a high risk activity.

Closure: The facilitator concludes with a group discussion of risk taking and trust -

why it is important in a fraternity, its limits, and the potential problems with blind faith rather than trust.

60
MINUTES

SUPPLIES: *None..*

38

Dimensions of Trust

BUILDING TRUST

The facilitator begins by asking the members to think about what the word “trust” means. The facilitator then asks the brothers to brainstorm those actions or personal characteristics that they feel build or promote trust. The facilitator writes down all answers.

It should be pointed out to the brothers that the rules of brainstorming are that no one may comment on another’s idea, no idea is too crazy for inclusion, and that all are encouraged to offer their ideas. This should take about ten minutes.

Then the facilitator asks the members to brainstorm specific actions and characteristics that can help them build trust in one another. He writes down their answers. This should be about 10 minutes.

The group then spends 5 minutes discussing each list, specifically if the items are reasonable and how best to include them in one’s life.

Closure: The facilitator asks the group to consider the importance of incorporating the ideas they have discussed into their relationships with each other and with other people.

30
MINUTES

SUPPLIES: *Markers, paper.*

39 Where Will We Be?

DISCUSSION
ENHANCING UNITY

Have the members of your chapter get in a relaxed position, close their eyes and envision what their chapter will look and be like 10 years from now. The facilitator can prompt responses by injecting the following questions:

- What physical changes do you “see” (envision)?
- What type of members do you “see”?
- What programs are being sponsored?
- Are there any activities or programs missing?
- Where do you see your role with the chapter?

After about five minutes of this introspection time ask members to share what they saw and record them on newsprint paper. After these observations are recorded, ask the group what

implications they may have on what we are doing today. Ask if there is anything that we should change to meet these expectations. This is a good exercise to do before a chapter retreat or goal setting session.

20
MINUTES

SUPPLIES: *Easel pad of paper.*

40

First Impressions

GETTING ACQUAINTED
DISCUSSION

Break the chapter into small groups of 8-12. Each member should make a list of the other members in the group. They should then write down a short description of their first impression of each member. The sheets should be kept confidential until the end of the exercise. The participants should read back over their list to see how their first impressions differ from their lasting impressions.

The expected outcome of this exercise is for members to learn the value of “you can’t judge a book by its cover,” and that if you give yourself the chance to get to know someone more deeply you may find out you really like them, share something in common with them, or at least better understand them.

SUPPLIES: *Paper, pens.*

After this exercise discuss as a large group:

Whose first impressions vary from how they now view other members of the chapter?

Why do you think that is?

Do you think that it is something that happens often?

How can we use this information during rush?

How can we get to know prospective members better?

What are others’ first impressions of our chapter? Do you think that it is accurate?

How can we more positively affect others impression of our chapter?

What may be some consequences if people always went by their first impressions?

30-40
MINUTES

41

Break a Record Party

DEVELOPING RESPECT
ENHANCING UNITY

Have your brotherhood committee look through the Guinness Book of World Records and find a record that the chapter thinks that it can break. Publicize the event across campus, you could even invite a local radio station, and other local merchants to help sponsor the event. Do plenty of organization so that the event goes off without a hitch. If the event is a timed event like riding a teeter-totter or swinging on a swing, get community residents to donate on a per hour basis and donate the money to a local charity. What better way to help out the community, build brotherhood, and be part of a world record holding group.



SUPPLIES: *None.*

42 Warm-Ups

GETTING ACQUAINTED
SELF-DISCLOSURE
DISCUSSION
BUILDING TRUST
BUILDING RAPPORT
DEVELOPING RESPECT
ENHANCING UNITY
VALUES & ETHICS

These ideas will help to get your brotherhood event off to a great start, and have every member in the right frame of mind for brotherhood building activities. These ideas also work well for mixers, etc.

Cartoon: Each brother writes on a slip of paper the cartoon character that best depicts his personality and why. All slips of paper are put into a hat. Each person draws one slip reads it aloud to the group and group members try to guess who it describes.

Passing Candy: Pass a bag of candy (like M&M's, Jolly Ranchers, etc.) and have everyone take some. Once everyone has taken some candy, have them share one piece of information about themselves for each piece of candy they took.

Nicknames: Everyone should make a list

of all of the nicknames that they have ever had. Each brother then explains to the chapter why he earned the name, and tell the personal feelings about the nickname.

Birth Order: Find 4-5 other people in the chapter who share the same birth order in their family as you do. Explain how you felt about that and share a story about growing up. You might be surprised at how similar your stories are. See if each of you thought that there was any advantage/disadvantage to being born in that order.

SUPPLIES: *None.*

43

TV Night

GETTING ACQUAINTED

What are the favorite shows of the members in your chapter? The Simpsons, Letterman, Friends, Monday Night Football, etc. Invite the brothers to the house and have the house setup so that everyone can see the TV and sit comfortably. This is a great study break, and a great way to spend time with your brothers.

For late night shows, have someone record them, then show them later. Show episodes from the previous week without commercials. You could also make this a marathon event watching one show after another. Of course, if you don't have a house, make an arrangement to view it in the student union or some other location on campus.

Make this something that the chapter looks forward to every week. Make the event better by planning for chips, popcorn and drinks.

SUPPLIES: Chips, popcorn, refreshments, taped shows.

44

Getting to Know You

DEVELOPING RESPECT
DISCUSSION
BUILDING RAPPORT

This is a great exercise and has powerful learning opportunities relating to membership recruitment. Use it to kick off a rush workshop you are conducting with another chapter. Choose a chapter whose members many of your members don't know and you'll have a great opportunity to practice your conversation skills.

4 Minutes: Have members pair off and then spend four minutes introducing themselves.

4 Minutes: Double the group size. Have students form groups of four and spend four minutes introducing themselves.

4-? Minutes: Continue to double the group size each round until the final round contains the entire group. Each round should take no more than four minutes.

15 Minutes

SUPPLIES: *None.*

Discussion: Is it easier to get to know people in the small or large group? How does what is communicated and shared change? Which experience did the participants like better - the early or late rounds? Why? Did the process become more formal as the groups became larger? How does this relate to chapter activities, for example, our new member program or rush?

35
MINUTES

45

Roll Call Fun

DISCUSSION
ENHANCING UNITY

Rather than just having brothers respond “HERE” at your next chapter meeting, ask them to respond by answering a question of your choice. Possibilities include:

“In one sentence explain why you joined this chapter.”

“Who is your role model in the chapter?”

“What person, living or dead do you admire most?”

“What is your favorite sport?”

“What one thing are you going to do to help the chapter this week?”

“What is your favorite fraternity memory from this academic year?”

Be creative with this idea and make up your own questions. Since the objective is to build upon the sense of brotherhood in the chapter, make sure the questions are

positive and relate to the fraternity or disclose an important fact about each brother.

SUPPLIES: *None.*

46

Senior Wills

SELF-DISCLOSURE
DISCUSSION
DEVELOPING RESPECT
ENHANCING UNITY
VALUES & ETHICS

Prior to one of the final chapter meetings or brotherhood events of the academic year or semester, have all the graduating members create a senior will. (“I, Ed Coke, being of sound mind and body, will the following possessions to my brothers...)
Members will usually will both serious items (... my dedication and commitment to our chapter to ...) as well as funny things (...my lucky shirt, my cheesy rush smile, etc.)

Have chapter members sit in a circle and ask the seniors to share their wills with the group. Some members may bring a physical item to illustrate the things that they are willing to give away (for example, the lucky shirt).

2-3

MINUTES PER PERSON

SUPPLIES: *None..*

47

Toss the Gavel

DISCUSSION
ENHANCING UNITY
VALUES & ETHICS

This activity is an alternative meeting / discussion format which is ideal for interactive conversations within the brotherhood. It can be used to debate a complex or heated issue when parliamentary procedure may be too limiting and difficult to practice.

Set a strict time limit for the conversation. No more than twenty minutes is suggested. Similar to a standard pass the gavel explain that whoever has the object is the only member who speaks. When he is done speaking, he chooses who will get it next. You may want to choose a softer object than the gavel so that it is easier to toss around the room.

The moderator reserves the right to catch the gavel and pass it to another participant if it seems as if two or three brothers are

dominating the conversation.

Surprisingly, this is rarely necessary since the brothers will want to debate those members with alternative viewpoints. The moderator should refrain from talking, unless the ball has been tossed to him.

20
MINUTES

SUPPLIES: *Something soft to toss.*

48

Unfinished Sentences

30 Minutes

Divide the participants into small groups of five or less. The facilitator reads an unfinished sentence from below or makes up his own. Each participant should share with other group members how he would finish the sentence.

“I’ve made up my mind to finally learn to...”

“If I had no television, I would...”

“I feel most bored when...”

“The next rainy day I plan to...”

“On Saturdays, I like to...”

“I feel best when people...”

“On vacations I like to...”

“The happiest day in my life was....”

“My favorite vacation place is...”

“If I won the lottery, the first thing I would buy is...”

SUPPLIES: *List of unfinished sentences.*

“In a group I am..”

“When people depend on me, I...”

“I get angry when...”

“I have accomplished...”

“What I want most in life is...”

“People who know me well think I am...”

“I need to improve most in...”

“When people first meet me, they...”

“I like people who...”

“Someday I am going to...”

15 Minutes

Discussion: What answers of others surprised you? Did you learn anything about yourself? Which questions were difficult to answer? Why is that? Is it important that we know these things about our brothers?

GETTING ACQUAINTED
SELF-DISCLOSURE
DISCUSSION
BUILDING RAPPORT
ENHANCING UNITY
VALUES & ETHICS

45

MINUTES

49

What Do We Expect?

DISCUSSION
BUILDING TRUST
BUILDING RAPPORT
DEVELOPING RESPECT
ENHANCING UNITY
VALUES & ETHICS

60

MINUTES

This activity examines what we expect from our brothers. It is a good exercise for reminding brothers of their commitment to the chapter and renewing energy and spirit. To be successful, remember to focus on future expectations. Do not complain about what members should have done in the past.

5 Minutes: Open with a reading from the Ritual or the Associate Member Ceremony. Remind the brothers of the oath that they have already taken. Announce that for the next hour you will examine what that oath means. Discuss what the chapter members expect from their brothers and ask the brothers to hold themselves accountable. Remind them to discuss both behavior and more specific concerns. (e.g., “I expect brothers to behave like gentleman at social functions, “ or “I expect brothers to attend all chapter meetings.”)

20 Minutes: Divide members into small groups of no more than eight. Have the groups

SUPPLIES: *Markers, poster paper.*

list what they expect from the members of the chapter. Tell them to evaluate their expectations by the following questions:

-Are these expectations clear?

-Would I be willing to confront a brother who is not living up to these expectations?

5 Minutes: Each small group should present their expectations to the group. A facilitator records those expectations on which everyone agrees.

15 Minutes: If there is a disagreement, two representatives of each group meet with the facilitator to work out a compromise. When complete, the expectations are read to the whole group. Each member is asked to commit to meeting these expectations.

15 Minutes: Conduct a large group conversation. How can we hold members accountable to these expectations? What should we do when members are not meeting these expectations?

50

Work Day

BUILDING RAPPORT
ENHANCING UNITY

Build pride in the chapter and create the sense of unity which comes from accomplishing a project together. Organize a work day so all members of the chapter can pitch in and clean the chapter house or other meeting area such as a meeting place on campus. Work with your housing corporation, or the university, if appropriate, for ideas, permission, and supervision.

Create a well organized schedule which has specific work teams assigned to each project. Projects can range from a comprehensive cleaning to painting, or constructing a needed addition to the chapter such as seating for the chapter room or a new mail and message center.

Have committee members serve as team leaders to give encouragement and instruction to the team. Make sure they understand what exactly is involved in doing the project

correctly. Change team members halfway through the day to keep brothers intermingling.

Provide food and beverages throughout the day to keep members energized.

This event is a great opportunity to involve alumni and parents. Perhaps you could ask a particularly skilled alumnus or parent to assist with the planning of projects and instruction.

Preparation is the key to making this event successful. If projects are well-organized, clearly explained, and all the materials are provided, brothers will be glad to participate and will be excited about what they can accomplish in a short amount of time by working together.

Be sure to thank everyone for their hard work, and congratulate them on their accomplishments.

SUPPLIES: *Cleaning supplies, maintenance tools, snack food, soft drinks.*

51

Wouldn't It Be Great If...

DISCUSSION
ENHANCING UNITY
VALUES & ETHICS

This is a great activity to hold during a chapter retreat set in an outdoor environment. Make sure that it is conducted with proper attention paid to fire safety and applicable fire laws.

Seat members around a campfire. Give each member a stick of wood. Go around the circle, each member should state what the fraternity means to him and add his stick to the fire as he states what he will contribute to perpetuate the fraternity.

Notice that the fire grows stronger as each member contributes his stick of wood. Comment on the symbolism of a roaring fire. When each member contributes his energy, the result is a powerful force. Yet the flames are not eternal, we must continually add fuel to the fire. Discuss: How can you take this energy home from

the retreat and keep the fire burning so each member is motivated and happy to contribute?

You may want to consider scheduling the whole evening for this activity. Take your time, and use the activity as a spring board for more informal discussion related to the future of the chapter.

Source: Delta Chi Pre-Initiation BRIEF

25
MINUTES

SUPPLIES: *None.*

52

Write Your Own Ritual

DISCUSSION
ENHANCING UNITY
VALUES & ETHICS

Since the beginning of fraternities, rituals have been an integral part of the fraternity experience. They bind members together under a common commitment and give each member high ideals and values to strive for in daily life. They also act as a symbolic rite of passage - an important ceremony marking acceptance into a select group of people across North America.

Divide the chapter into small groups of no more than eight members. Pay careful attention to separate members in a way that breaks up cliques.

30 Minutes: Challenge each group to develop a ritual for the fraternity - a ritual for today with modern language, values, thoughts and ideas. They should consider: What other thoughts and ideas do we want to communicate? What is the oath to which each member should pledge? What should the open motto be? Should the ritual be secret? Why or why not?

Once the basic values and ideals have been determined, the group should outline the ritual

SUPPLIES: *Ritual Manual.*

ceremony. How will it be staged? Will it have different scenes? What props and symbols are necessary?

15 Minutes: Each small group should present its ritual to the large group. Have a brief discussion about what was common in the rituals? Was anything common in the rituals? Was anything particularly exciting, new, or innovative?

15 Minutes: Reassemble into small groups. Give each small group a copy of the fraternity ritual. Have them compare the one that they created to the fraternity's. Discuss the similarities and differences. After reading the fraternity's ritual, is there anything the group would like to add? How does the time in which each ritual was written reflect the values? The staging? What process do you think the founders went through the developing of the original fraternity ritual?

This is a great opportunity to invite a knowledgeable alumnus or member who is familiar with the ritual to participate.

60

MINUTES

53

Lock-In

GETTING ACQUAINTED
SELF-DISCLOSURE
BUILDING TRUST
BUILDING RAPPORT
DEVELOPING RESPECT
ENHANCING UNITY

This activity is designed to be a brotherhood, teambuilding activity. The best time to use this idea is prior to or immediately following a fraternity-related or college-related event like initiation, chartering, founder's day, leadership college, convention, homecoming, Greek week or any other similar event.

Lock-ins can take place at a chapter house, lodge, hotel, university gym, or other regional facilities. The important aspect of a lock-in is to close the group away from the world for a short period of time to concentrate on communication, improved relations among all members, to set goals, plans & ideas, but overall and most important to have fun just being with the brothers in your chapter, away from

scholastic, parental, societal and other pressures.

One good idea is to contact the local health club or YMCA to see if the chapter can rent out the facility after hours at a special rate.

SUPPLIES: *Sleeping bags, soda, snack foods..*

54

Any Ball Will Do

GETTING ACQUAINTED
ENHANCING UNITY

Contact the university to get use of the intramural facilities for this event. If that doesn't work, find a field or open grassy area in which to play. Get plenty of sports balls (all sizes, types and shapes).

Have groups of participants change the rules to all sorts of sports. Think of unusual things like using only your left hand, running the bases backwards, kicking with your left foot only. Regardless of the rules, try using the wrong ball for all sports. For example, use a mini kick-ball instead of a baseball but follow the rules of baseball. How about playing soccer with a football? Basketball with a tennis ball or racquetball? Think about football with a frisbee, kushball or volleyball. How about floor hockey with one of those huge monster

SUPPLIES: *Assorted sports balls.*

balls. The examples are endless.

Whatever the wacky rules are, be sure that they are followed. You'll be amused by the results. Be sure to have the chapter historian on hand to capture the event on film. Follow this activity with a cook-out.

55

Brother of the Week

DEVELOPING RESPECT
VALUES & ETHICS

Positive feedback and recognition is important. This brief activity offers good recognition of brothers who do more than their share to build a strong chapter.

Post a large poster-sized nomination form in some high-traffic area such as the dining room, mail room, etc. Encourage brothers to nominate other brothers who during the week have gone above and beyond normal expectations in supporting the brotherhood and in exemplifying the fraternal values.

5 Minutes

During the chapter meeting or another large brotherhood gathering, read the list of nominees, and have the brother giving the nomination give a minute or so explanation of why the nominated brother deserves to be called “Brother of the Week.”

SUPPLIES: *Award.*

You may wish to have the brotherhood committee select the winner or have the brotherhood vote by applause. Designate a trusted chapter officer to be the applause meter. If the voting is close, hold a second runoff election.

Give the winning brother some sort of fun and inexpensive recognition. Perhaps he could wear a special “Brother of the Week” baseball cap and / or have someone else do his house duty for the week. Make up a certificate or have a plaque made that holds a picture of the winner. This activity should become a chapter ritual, done every week.

56

Hot Letter

DISCUSSION
BUILDING RAPPORT
ENHANCING UNITY

This is a great way to extend the brotherhood during the summer months when everyone is across the state, country or the globe.


Before the end of the year collect everyone's summer address. Begin the "hot letter" by purchasing a durable, resealable mailing envelope, enclose the mailing list of brothers and enough stamps to send the letter to each brother once. Write a short letter with "news" about your summer, and send it to any brother on the list you select. When that brother gets it, have him cross his name off the list, write a short update (one page) about his summer and send it to another brother.

The only rule is that no brother should have the letter for more than 48 hours. If he doesn't have time to write a complete

SUPPLIES: *Envelope, stamps, list of addresses.*

letter, he should enclose a funny comic, newspaper clipping or photo. Once everyone has received the letter, it should be sent back to the original sender to be sent through the circle again, or back to the chapter address if the end of summer is near.

You may want to begin more than one letter, so each brother has the opportunity to get mail a few times over the summer.



57

Pen Pals


GETTING ACQUAINTED
BUILDING RAPPORT
ENHANCING UNITY

This is a great activity for building brotherhood across the country. Many of us had pen pals in grade school to practice our writing skills. Now we can have pen pals across the country to practice our fraternity skills.

Ask the fraternity headquarters for assistance in finding another chapter or alumni organization who would be interested in participating in a pen pal program. Pals can be matched by office (i.e., rush chairman, president, etc.), year in school, major or anything else that you might think of. Encourage pen pals to share ideas and learn how the chapter experience may be different at different schools. Or invite a member of chapter or area alumni to correspond with your members as alumni pen pals.

SUPPLIES: *Address List.*

Perhaps pen pals can plan to meet at a summer convention or regional leadership conference to continue their conversations in person.



58 Year In Review

DISCUSSION
ENHANCING UNITY
VALUES & ETHICS

Have a chapter leader briefly talk about the accomplishments of the chapter in the preceding year, and remind members to review the activities and remember all that the fraternity has accomplished.

To do this, have members reconstruct a calendar in reverse. Instead of setting a calendar they will review the events and highlights from the past academic year. Start with August and continue through the end of the academic year. List events recalled on each month's page.

Make sure to include more than just the social events: alumni and service projects, chapter programs, accomplishments of individual members, and any awards or recognition that should be included.

Set aside time for some funny memories and stories. The calendar should be posted for reference to assist in membership recruitment. Reviewing the previous year can help members with rush conversation, instill pride in the chapter, and serve as a motivator to strive for greater accomplishments in the future.

60
MINUTES

SUPPLIES: *Calendar.*




Send us your ideas!

Most of the ideas in this book came from you, the members of The Delta Chi Fraternity. So Keep the great ideas coming. Send them in and we will publish them in the next edition of Building Better Brotherhood. Send your ideas to the International Headquarters.

The Delta Chi Fraternity - International Headquarters

P.O. Box 1817
Iowa City, IA 52244-1817





Delta Chi International Headquarters
P.O. Box 1817
Iowa City, IA 52244
(319) 337-4811 / FAX (319) 337-5529



Scholarship
Success
Service

Opportunity
Obligation
Outreach

Camaraderie
Character
Chivalry

Inspiration
Initiative
Integrity

Achievement
Athleticism
Ambition

Leadership
Learning
Legacy



Delta Chi – redefining the college social fraternity